Multiple District 11

As of October 2026 Cumulative

Year	New Clubs	Dropped Clubs	Gain/ Loss Clubs	New Members	Charter Members	Reinstate Members	Transfer Members	Total Member Added	Total Members Dropped	Gain/ Loss Members
2022-2023	0	16	-16	773	15	66	49	903	1,328	-425
2023-2024	0	18	-18	774	13	102	38	927	1,335	-408
2024-2025	0	10	-10	671	0	109	75	855	1,352	-497
2025-2026	3	13	-10	773	85	119	58	1,035	1,210	-175
2026-2027	2	2	0	198	41	39	15	293	248	45
Average	**1**	**12**	**-11**	**638**	**31**	**87**	**47**	**803**	**1,095**	**-292**

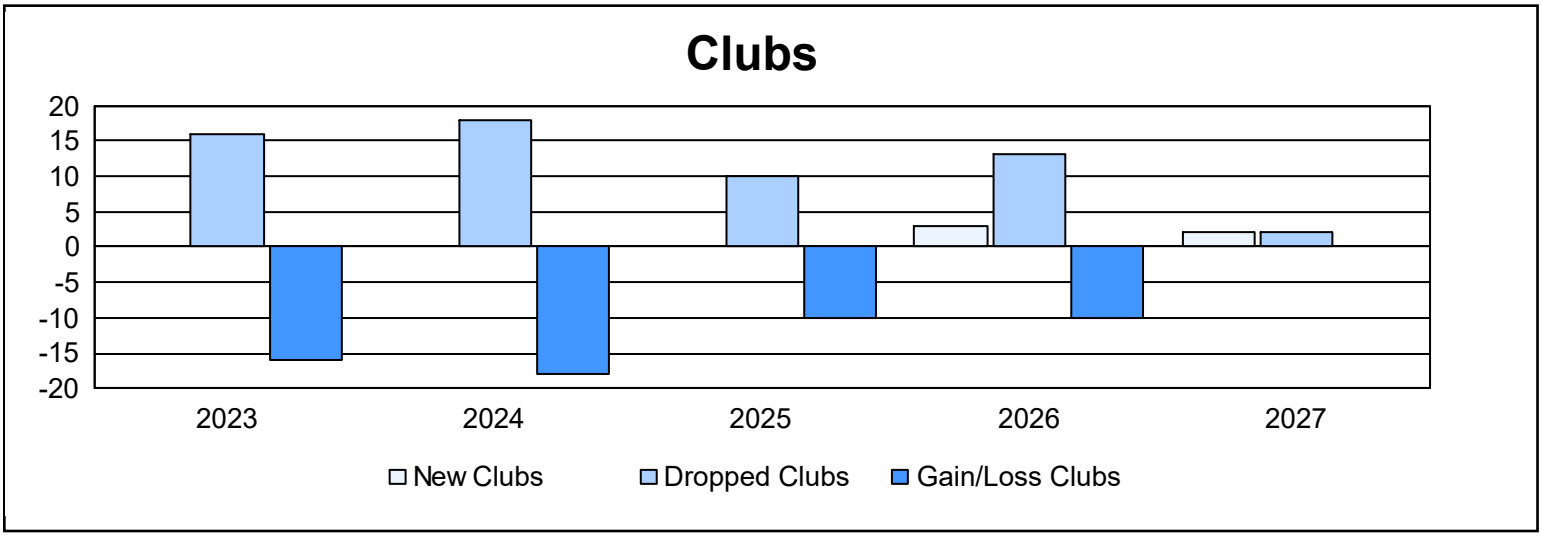

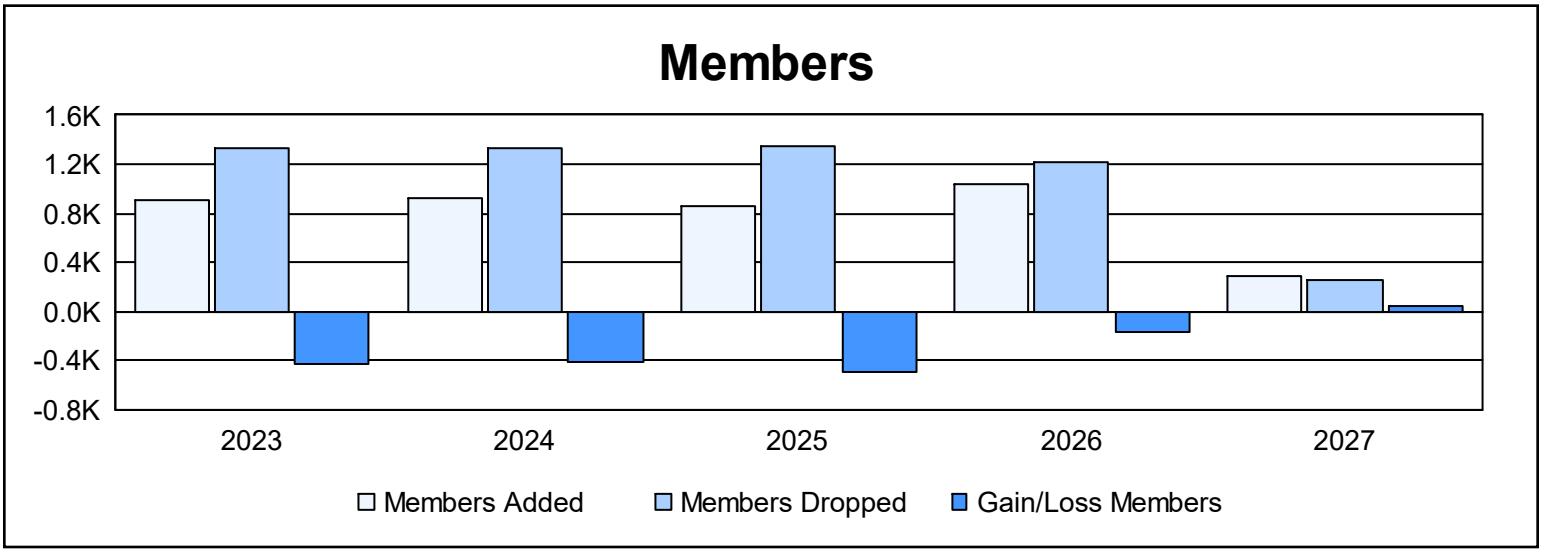

Membership Composition

October 2026 Cumulative

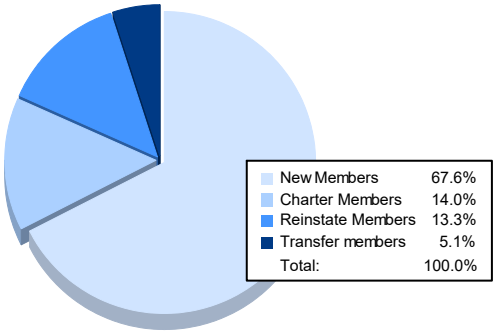

New Members	67.6%
Charter Members	14.0%
Reinstate Members	13.3%
Transfer members	5.1%
Total:	100.0%

Gender Composition

October 2026 Cumulative

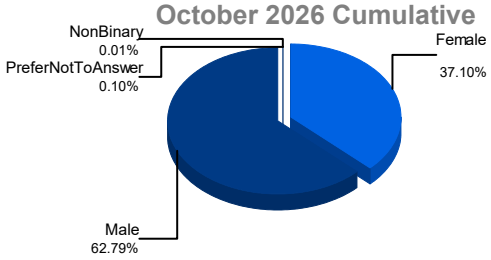

Female	37.10%
Male	62.79%
PreferNotToAnswer	0.10%
NonBinary	0.01%
Total:	100.00%